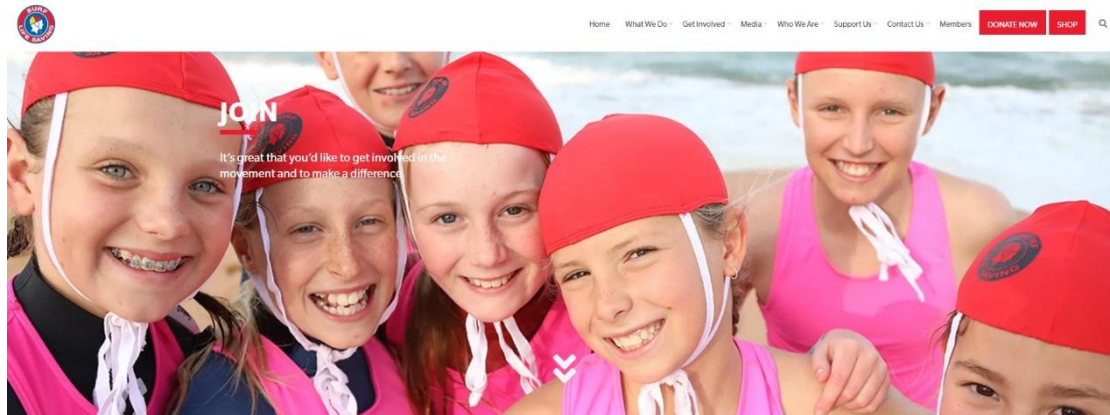


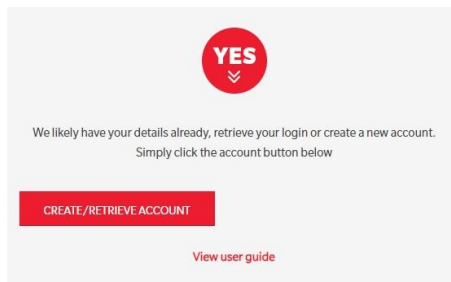
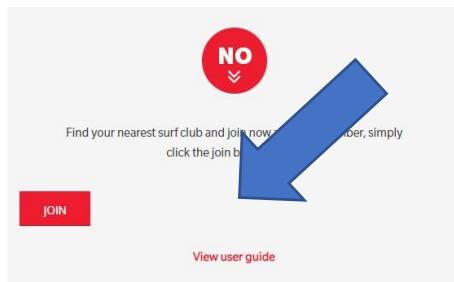
Creating SLSA Account Steps

1. Go to the SLSA Join website, <https://sls.com.au/join/>
2. Click on the JOIN button at the bottom of the page (pictured below)



To determine how to proceed from here, please continue below:

Have you or the person you're signing up on behalf of (e.g. your child) ever been a member of a surf club or surf life saving organisation?



3. Click in Surf Life Saving Club, fill out the required details (pictured below). Be sure to find North Cottesloe SLSC in the drop down menu, as the name of Club.

4. Continue to fill out the 'Personal Details' section.
5. Tick the declarations at the bottom of the form.
6. Click SUBMIT THE FORM
7. We do not take payment via SLSA. We will be in contact to provide you with further instruction.
8. Please contact the Club (office@ncslsc.com) if you have not heard anything within 7 days.